

## **Exterior Colors - Cautionary Recommendation**

When your home was constructed, the stucco color was embedded in a product called Merlex. Merlex is distinctly different from paint (<https://www.merlex.com/color-coat-stucco.php>).

When you need to repaint your home, you will typically choose paint for the stucco, not Merlex. As a result, ***you cannot count on an exact match.***

For best results, purchase a small quantity of each color to be used -- stucco, trim, garage door, shutters and front door -- and paint up swatches for comparison to the current colors.

Sherwin Williams provided the paint colors listed on the Web site as starting points for you to match the original color of your home. In no case does Management or the Association assume liability if you are dissatisfied with the color you apply.

Q&A:

Q: I used the colors listed on the Web site, and they did not come out the same as my original. Where did the Web site colors come from?

A: Sherwin Williams, the paint company, translated color numbers from the colors initially used in the community to colors available today. These are approximations. Your results may vary from the original.


Q: What if I purchase a small amount of paint and the swatch does not match? Do I need an Architectural approval to change my paint color?

A: If the swatch does not exactly match, but you are satisfied with the color, go ahead and paint. If you are dissatisfied with the color of the swatch, and wish to change your color scheme to a different color scheme, you will need architectural approval.

Q: What might influence the color match?

A: As mentioned previously, if your original stucco was Merlex, using paint may not turn out identical to the original color. Also, all colorants fade over time, especially in sunlight, so components such as garage doors, shutters etc. will most likely be faded by the time you decide to paint. Further, garage doors, front doors and shutters may have had color pre-applied by the manufacturer. The Sherwin Williams paint colors on the web-site may not be a perfect match to the manufacturer's paint.

# San Vincenzo @ La Costa Ridge



## Spanish Colonial & Monterey Ranch 1

- |                               |                       |
|-------------------------------|-----------------------|
| 1 Body                        | SW 7012 Creamy        |
| 2 Trim                        | SW 7541 Grecian Ivory |
| 3 Trim, Fascia & Garage Doors | SW 6082 Cobble Brown  |
| 4 Shutters                    | SW 7069 Iron Ore      |
| 5 Front Door                  | SW 6082 Cobble Brown  |

# San Vincenzo @ La Costa Ridge



## Spanish Colonial & Monterey Ranch 2


- |                               |                        |
|-------------------------------|------------------------|
| 1 Body                        | SW 6155 Rice Grain     |
| 2 Trim                        | SW 7554 Steamed Milk   |
| 3 Trim, Fascia & Garage Doors | SW 7054 Suitable Brown |
| 4 Shutters                    | SW 6006 Black Bean     |
| 5 Front Door                  | SW 6006 Black Bean     |



## Spanish Colonial & Monterey Ranch 3

1	Body	SW 6107 Nomadic Desert
2	Trim	SW 7554 Steamed Milk
3	Trim, Fascia & Garage Doors	SW 7027 Well-Bred Brown
4	Shutters	SW 6167 Garden Gate
5	Front Door	SW 6167 Garden Gate

# San Vincenzo @ La Costa Ridge



## Spanish Colonial & Monterey Ranch 4

- |                               |                            |
|-------------------------------|----------------------------|
| 1 Body                        | SW 7555 Patience           |
| 2 Trim                        | SW 7566 Westhighland White |
| 3 Trim, Fascia & Garage Doors | SW 7039 Virtual Taupe      |
| 4 Shutters                    | SW 7060 Attitude Gray      |
| 5 Front Door                  | SW 7060 Attitude Gray      |

# San Vincenzo @ La Costa Ridge



## Tuscan 5

- |                               |                       |
|-------------------------------|-----------------------|
| 1 Body                        | SW 7718 Oak Creek     |
| 2 Trim                        | SW 6119 Antique White |
| 3 Trim, Fascia & Garage Doors | SW 7510 Chateau Brown |
| 4 Shutters                    | SW 7645 Thunder Gray  |


# San Vincenzo @ La Costa Ridge



## Tuscan 6

- |                               |                             |
|-------------------------------|-----------------------------|
| 1 Body                        | SW 7715 Pottery Urn         |
| 2 Trim                        | SW 6106 Kilim Beige         |
| 3 Trim, Fascia & Garage Doors | SW 7520 Plantation Shutters |
| 4 Shutters                    | SW 7048 Urbane Bronze       |

# San Vincenzo @ La Costa Ridge




## Tuscan 7

- |                               |                         |
|-------------------------------|-------------------------|
| 1 Body                        | SW 6110 Steady Brown    |
| 2 Trim                        | SW 7719 Fresco Cream    |
| 3 Trim, Fascia & Garage Doors | SW 7027 Well-Bred Brown |
| 4 Shutters                    | SW 7061 Night Owl       |



# San Vincenzo @ La Costa Ridge



## European Country 8

- 1 Body
- 2 Light Trim, Fascia & Garage Door
- 3 Dark Trim, Fascia & Garage Door
- 4 Accent

- SW 7541 Grecian Ivory
- SW 7012 Creamy
- SW 7032 Warm Stone
- SW 7069 Iron Ore

# San Vincenzo @ La Costa Ridge



## European Country 9

- 1 Body
- 2 Light Trim, Fascia & Garage Door
- 3 Dark Trim, Fascia & Garage Door
- 4 Accent

- SW 7538 Tamarind
- SW 7012 Creamy
- SW 6040 Less Brown
- SW 7625 Mount Etna

# San Vincenzo @ La Costa Ridge



## European Country 10

- |                                    |                          |
|------------------------------------|--------------------------|
| 1 Body                             | SW 6157 Favorite Tan     |
| 2 Light Trim, Fascia & Garage Door | SW 6119 Antique White    |
| 3 Dark Trim, Fascia & Garage Door  | SW 7514 Foothills        |
| 4 Accent                           | SW 6013 Bitter Chocolate |